

HSP

Recommended P.C.B Layout(Top Side)
(PCB BOARD TOLERANCE± 0.05)

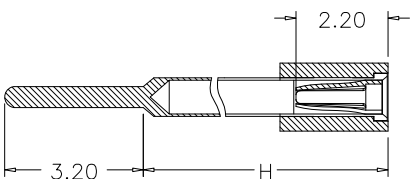
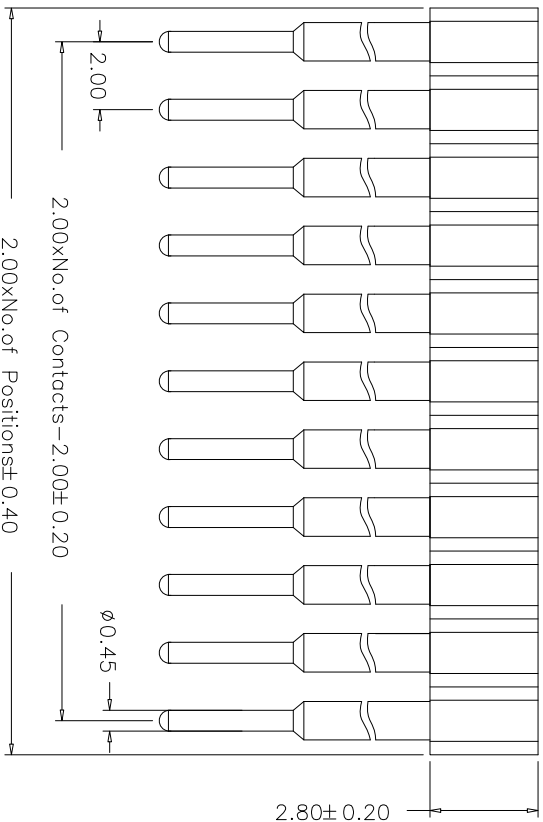
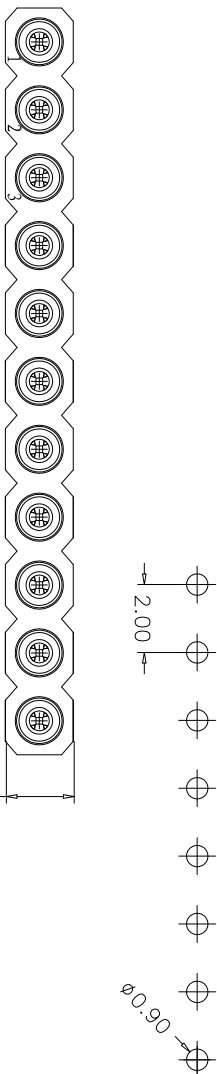
Technical Specs:
 Current Rating: 3.0AMP
 Contact Resistance: ≤4mΩ Max
 Dielectric Strength: Min 1000Vrms
 Mechanical Life: Min 200 cycles
 Mating Pin: Ø0.40 to Ø0.66mm or 0.5mm
 Forces: (polished steel gauge Ø0.43mm)
 Insertion: <150g
 Withdrawal: >50g min.
 Operation Temperature: -40°C to +105°C
 Soldering Temperatures: +260°C, 10s max

Sleeve: Brass CuZn38Pb2Contact
 Clip(4 finger): BeCu(C17200)
 Contact plating: Au or Sn over Ni
 Insulator Material: PPS+30%G.F(UL94V-0)

Ordering Information

BT3522 1 ** S 01 0 1 A09

No. of Pin Contact Plating Pin Long Packing Contact Shape
 U=Gold Flash U=Gold Flash See Table 0=PE Bag 1=Straight 塑高: 2.8mm
 X=10u"Gold W=15u"Gold T=Tube
 Y=20u"Gold A=Tray
 Z=30u"Gold F=Gold Flash/Trin
 A=10u"Gold/Trin J=15u"Gold/Trin
 K=30u"Gold/Trin S=Trin



Dimension antitheses list	
PART NO.	DIM "H"
BT35221**0101A09	8.00
BT35221**0201A09	11.50



REV	DATE	MODIFICATION DESCRIPTION	CHANGE	APPROVE	OPERATION	DRAW	Bill	09/01/19	SCALE	UNIT	SIZE	SHEET	PART NO.	TITLE:
A0	09/01/19	NEW			XX XXX X XXX	DESIGN CHECK	Bill Bill		- mm A4	mm A4	1/1	BT35221**01A09	2.00 Single Row Machine Pin Socket	
					Angle DIM	CHECK	Bill							