

Recommended P.C.B Layout(Top Side)
(PCB BOARD TOLERANCE±0.05)

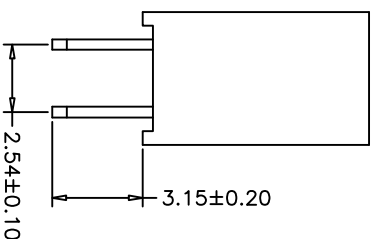
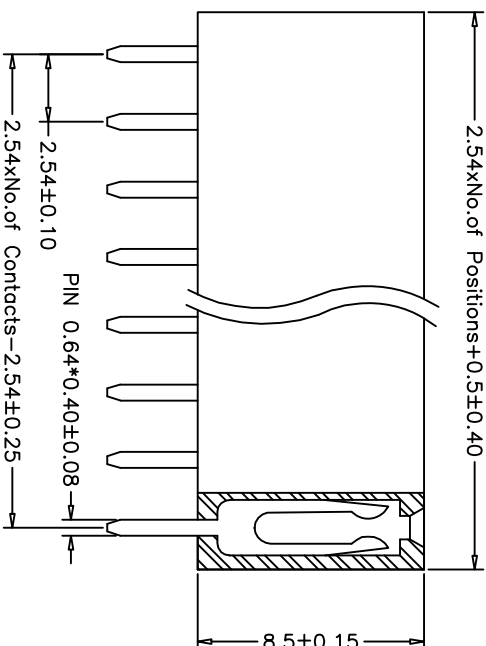
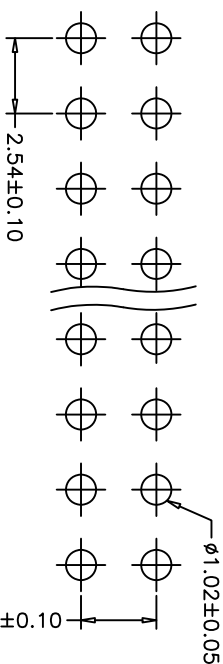
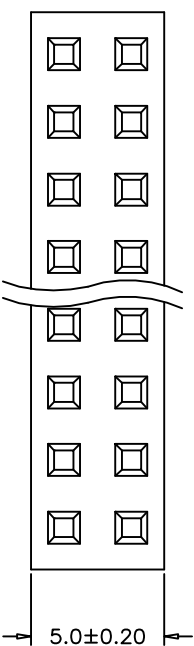
NOTES:
 Current Rating: 3.0AMP
 Contact Resistance: 20mΩ max
 Withstand Voltage: 500V AC/DC
 Insulation Resistance: 1000MΩ min
 Operation Temperature: -40°C to +105°C

Material:
 Contact Material: JIS C2680-H
 Contact plating: Au or Sn Over Ni
 Insulator Material: PBT(UL94V-0)

Ordering Information

BT2185 2 * * * A 1 A03

2=Dual Row No.of Pins Contact Plating Insulation & Packing Contact Shape
 04-80 U=Gold Flash A=PBT + Tray I=Straight
 X=10u"Gold W=15u"Gold
 Y=20u"Gold Z=30u"Gold
 S=1In Plated



REV	DATE	MODIFICATION DESCRIPTION	CHANGE	APPROVE	OPERATION		DRAW		SCALE		PART NO.	TITLE:
					Angle	DIM TOL	DESIGN	APPROVE	UNIT	SIZE		
A0	09/01/18	NEW			X.X	±0.45	Atong	09/01/18	-	mm	BT21852***A1A03	FH2.54 Dual Row 180TH=8.50 Dip=3.15
					X.XX	±0.30				A4		
					X.XXX	±0.20	Yai lin			1/1		
						± .3°	CK					

