HSF

Recommended P.C.B Layout(Top Side)
(PCB BOARD TOLERANCE±0.05)

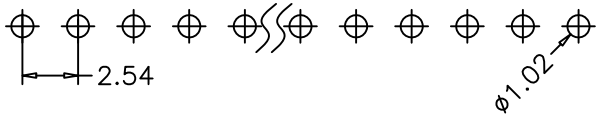

NOTES:
Current Rating: 3.0AMP
Contact Resistance: 20mΩ max
Withstand Voltage: 500V AC/DC
Insulation Resistance: 1000MΩ min
Operation Temperature: −40℃ to +105℃

Material:
Contact Material: Phosphor Bronze or Brass
Contact plating: Au or Sn Over Ni
Insulator Material: PBT or PA6T+30%GF(UL94V−0)

Ordering Information

BT2185 1 ** * A 2 A03

- 1 = 1=Single Row
- ** = No.of Pins 02~40
- * = Contact Plating: U=Gold Flash, X=10u"Gold, W=15u"Gold, Y=20u"Gold, Z=30u"Gold
- A = Insulation & Packing: A=PBT + Tray
- 2 = Contact Shape: 2=Right Angle
- A03

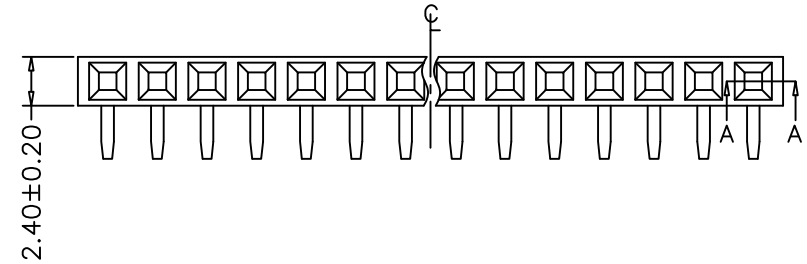

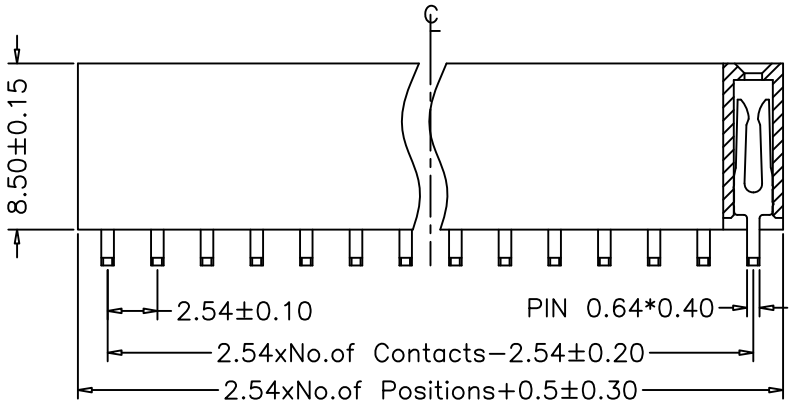

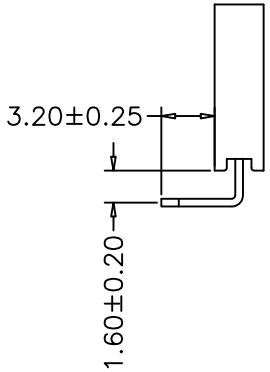

Section A-A

REV	DATE	MODIFICATION DESCRIPTION	CHANGE	APPROVE
A0	09/01/18	NEW	———	———

OPERATION	
X.X	±0.45
X.XX	±0.30
X.XXX	±0.20
Angle	± 3°
DIM	TOL

DRAW	TangKun	09/01/18
DESIGN		
CHECK	Yalin	
APPROVE	CK	

SCALE	—
UNIT	mm
SIZE	A4
SHEET	1/1
PROJ.	

BMA TECHNOLOGIES LTD

PART NO.	BT21851****2A03
TITLE:	FH2.54 Single R/A Female Header H=8.50mm