

HSP

Recommended P.C.B Layout(Top Side)
(PCB BOARD TOLERANCE±0.05)

NOTES:

Current Rating: 1.0AMP
 Contact Resistance: 20mΩ max
 Withstand Voltage: 500V AC/DC
 Insulation Resistance: 1000MΩ min
 Operation Temperature: -40°C to +105°C

Contact Material: Brass
 Contact plating: Au or Sn Over Ni
 Insulator Material: Nylon 6T or PBT+30%GF(UL94V-0)

Ordering Information

BT13101** * 01 L 1 A03

No. of Pins
 02-50

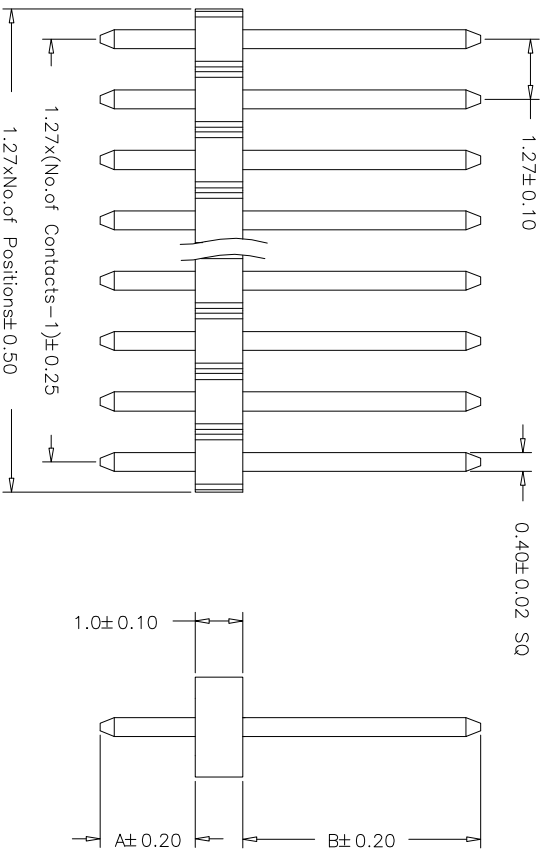
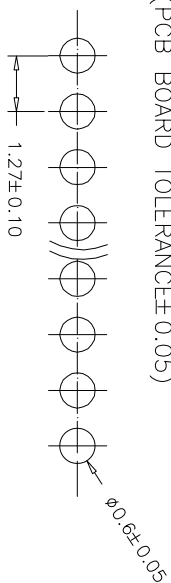
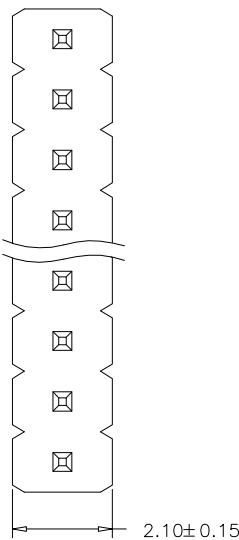
Contact Plating
 U=Gold Flash
 X=10u"Gold
 W=15u"Gold
 Y=30u"Gold
 Z=30u"Gold

Pin length
 See Table List

Insulation & Packing
 B: PBT + Tube
 D: PBT + PE Bag
 J: PA6T + Tube
 L: PA6T + PE Bag

Contact Shape
 I= Straight

F=Gold Flash/Tin
 A=10u"Gold/Tin
 J=15u"Gold/Tin
 K=30u"Gold/Tin
 S=Tin Plated
 N=Nickel Plated



REV	DATE	MODIFICATION DESCRIPTION	CHANGE	APPROVE	OPERATION	DRAW	SCALE	PART NO.
A0	09/01/18	NEW			XX ±0.40	Fanyijun	mm	BT13101** * 01L1A03
					XXX ±0.25	DESIGN	A4	1.27mm Pitch Single Row 180° H=1.0mm
					X XXX ±0.15	CHECK	1/1	
					Angle ± 3'	APPROVE	PROJ.	
					DIM TOL			

