

HSP

Recommended P.C.B Layout(Top Side)
(PCB BOARD TOLERANCE±0.05)

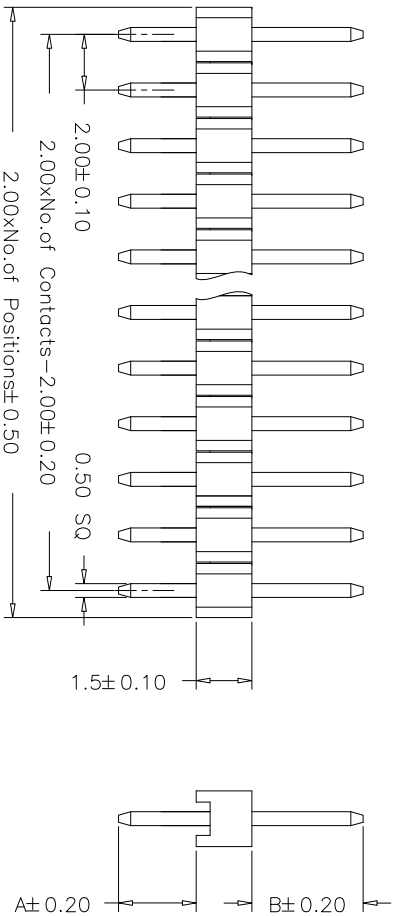
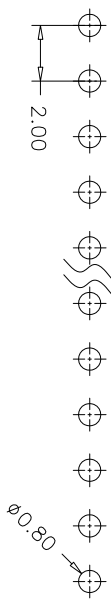
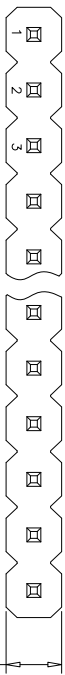
NOTES:
 Current Rating:1.5AMP
 Contact Resistance:20mΩ max
 Withstand Voltage:500V AC/DC
 Insulation Resistance:1000MΩ min
 Operation Temperature:-40°C to +105°C

Contact Material:Brass
 Contact plating:Au or Sn Over Ni
 Insulator Material: PA6T or PBT+30%GF(UL94V-0)

Ordering Information

BT1215 1 ** * 01 D 1 A03

No. of Pins 02-40
 Contact Plating U=Gold Flash X=10u"Gold W=15u"Gold Y=30u"Gold Z=30u"Gold
 Pin length See Table List
 Insulation & Packing B: PBT + Tube D: PBT + PE Bag J: PA6T + Tube L: PA6T + PE Bag
 Contact Shape I=Straight
 F=Gold Flash/Tin
 A=10u"Gold/Tin
 J=15u"Gold/Tin
 K=30u"Gold/Tin
 S=Tin Plated
 N=Nickel Plated



REV	DATE	MODIFICATION DESCRIPTION	CHANGE	APPROVE	OPERATION		DRAW	Bill	09/01/19	SCALE		SHEET	PART NO.	TITLE:
					XX	±0.40				UNIT	mm			
					XXX	±0.25	DESIGN				A4			
					XXX	±0.15	CHECK				1/1			
A0	09/01/19	NEW			Angle	±.3	APPROVE						BT12151xxx01D1A01	PH2.0 SINGLE ROW 180° H=1.5

